


"SEAMLESS" CIRCUMFENTIAL SMO DRAPING




Measure length of plastic needed



Add 2 inches

Measure width of plastic needed



Wrap measuring tape around widest part of the heel circumferentially around to where the toeplate ends

Gather 2 pieces of scrap plastic about the same length as the mother sheet and about half an inch wide



Apply glue on both sides




Put strips along length of mother sheet and drape!



Anchor plastic at heel and streeetch

Make sure to grab onto the distal end of the toeplate when applying vacuum to avoid adhering bunched-up plastic within trimlines



Cut away extra plastic with stryker saw and grind away the seam

Cut the seam with a sharp OLFA blade and pry off of cast. Grind to trimlines and bevel the edges - then you're done!

